




Product / Model	Adria 612PT Slider models
Process Description	Truma Combi Gas Isolation
Notes	Immediate Action for RC039

STEP	DESCRIPTION	IMAGE
1	Due to a potential gas issue, customers are advised to immediately isolate the Truma Combi Hotwater System from the caravan Gas Supply.	
2	The gas pipe isolation valve can be found in the cupboard next to the slide out.	

<p>3</p>	<p>The isolation valve is located in the bottom section of this cupboard (circled)</p>	
<p>4</p>	<p>Turn the yellow handle 90 degrees to isolate the gas supply</p>	
<p>5</p>	<p>Owners are advised to leave the gas isolated until a modification can be completed on this section of gas piping. Apollo will contact owners shortly to arrange a supplier to complete this modification.</p>	



WORK INSTRUCTION

Page

3 of 3

Doc Ref

WI-22-9

6	The Truma Combi utilised both electricity and gas power. It can still be used on 240V power (with the caravan plugged into power). The Truma Combi will not function off gas whilst the valve is isolated.	
----------	------------------------------------------------------------------------------------------------------------------------------------------------------------------------------------------------------------	--

END OF PROCESS

Revision	Details	Author	Reviewed	Approved	Released
A	First release	Leigh Albion		Leigh Albion	